

SOUNDSCAPE ADVISORY COMMITTEE

**MONTRÉAL- PIERRE-ELLIOTT-TRUDEAU
INTERNATIONAL AIRPORT**

SUMMARY

Meeting of February 28, 2020

Following is a summary of the meeting of the Soundscape Advisory Committee that was held on February 28, 2020 at Aéroports de Montréal's Head Office.

Present :

- Martin Massé, Aéroports de Montréal
- Stéphane Lapierre, Aéroports de Montréal
- Émilie Thuillier, Mayor, Borough of Ahuntsic-Cartierville
– representative of the City of Montréal
- John Belvedere, Mayor, City of Pointe-Claire
- Aref Salem representing Alan DeSousa, Mayor, Borough of Saint-Laurent
- Edgar Rouleau, Mayor, City of Dorval
- David Deslauriers, Transport Canada
- Remy Desert, Transports Canada
- Armand Hounto, Transports Québec
- Jonathan Bagg, NAV CANADA
- Luc Tremblay, NAV CANADA
- Étienne Tremblay, NAV CANADA
- Stefanie Rondou-Pontbriand, Air Canada
- Keith Lawless, Air Transat
- Donald Doskas, American Airlines
- Luc Nadon, Aéroports de Montréal
- Anne Marcotte, Aéroports de Montréal
- Laurie Talluto, Aéroports de Montréal

Absent members:

- Myrka Manzo, Air Canada
- Lyne Michaud, Aéroports de Montréal

Secretary :

- Anne-Marie Urban, Aéroports de Montréal

A. 2019 SOUNDSCAPE UPDATE

Complaints 2019:

ADM announces that the new interactive platform for complaint indicators will be available on ADM's website as of Tuesday, March 3. The indicators for the year 2019 and for January 2020 will be posted.

In 2019, 934 people filed 48,273 complaints, which represents a significant increase. One of the reasons is the change in the methodology for counting complaints: previously, 1 complaint per complainant per 24-hour cycle was recorded, whereas in 2019 all the complaints were recorded.

Another reason is the launch of the AEROpainte application, which makes reporting easier, since all you have to do is click on the cellphone screen to report the noise of an airplane. However, users do not have any information on the report (type of aircraft, airport, etc.).

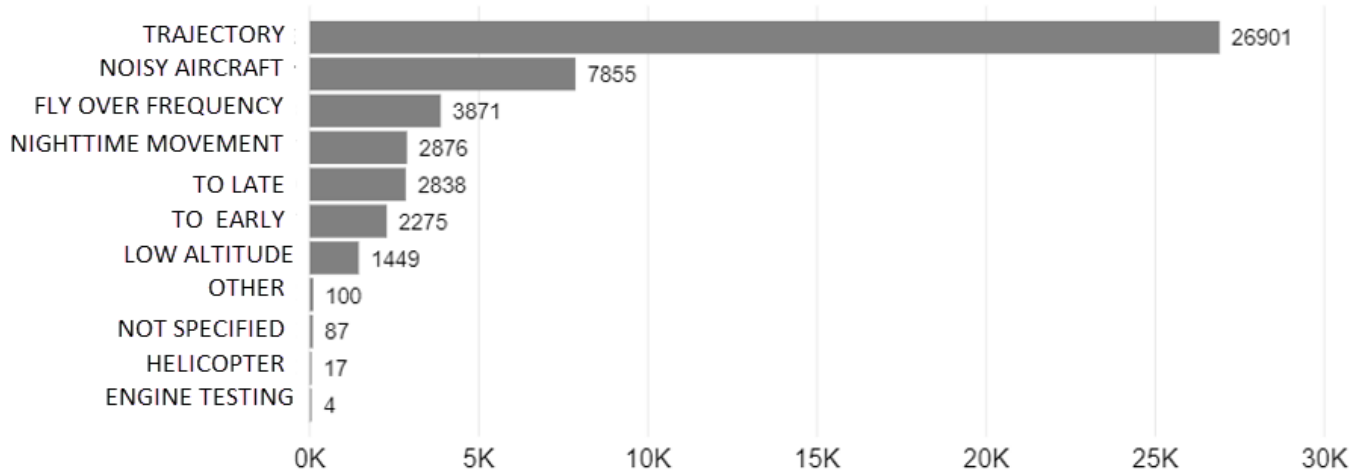
Airport linked to complaint	Number of complaints	Number of complainants
YUL	48,273	934
YMX	82	30
Other airport	763	153
Not linked to a flight *	1,591	172

*Complaints that the ANOMS system could not link to a flight

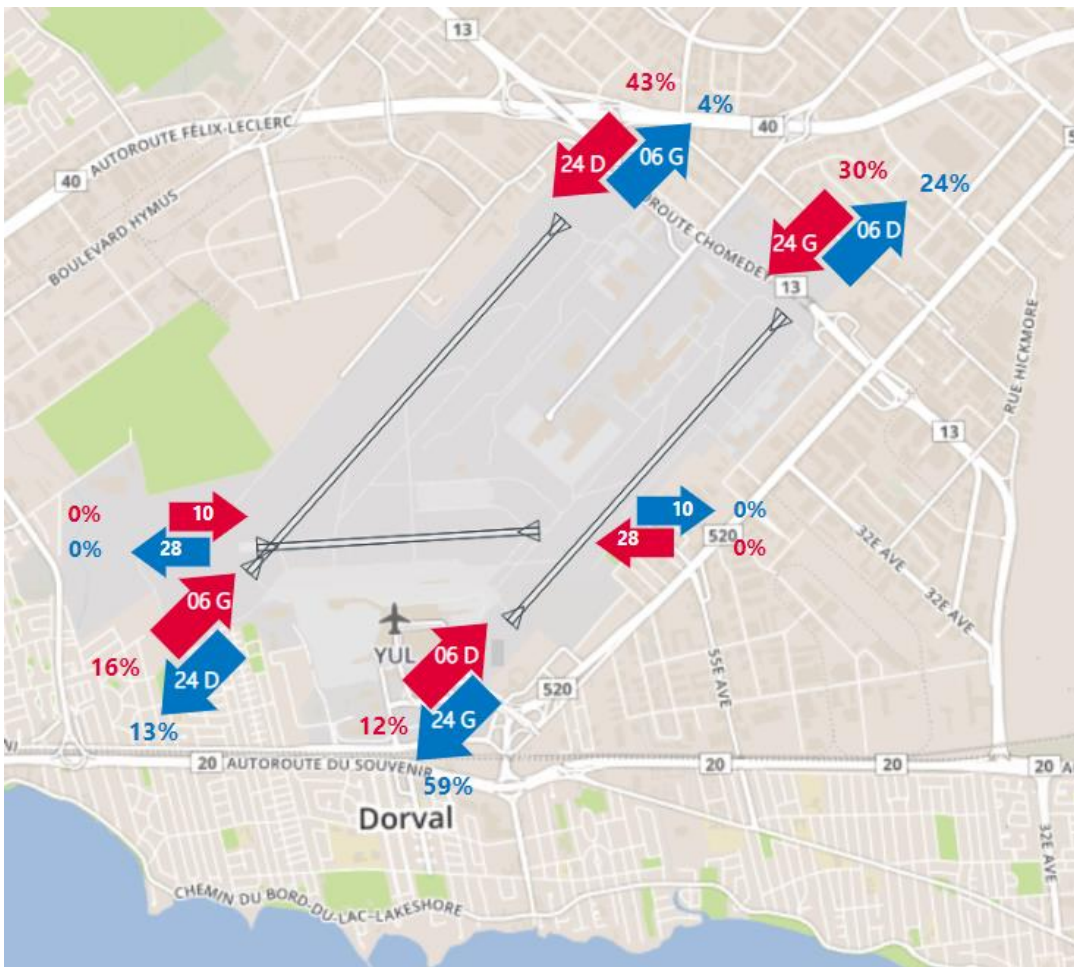
Complaints linked to YUL:

- 57% of the complaints were submitted by 20 people
- 11% of the complaints relate to night movements (between midnight and 7 a.m.)

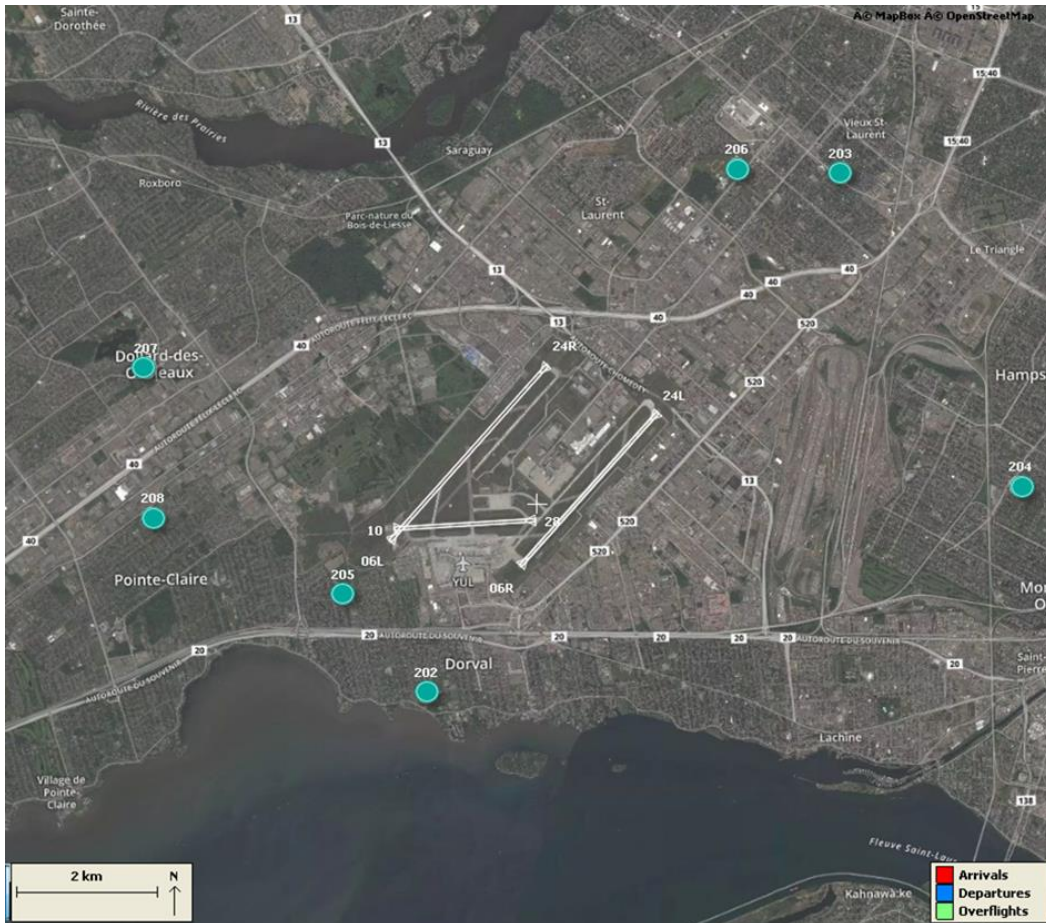
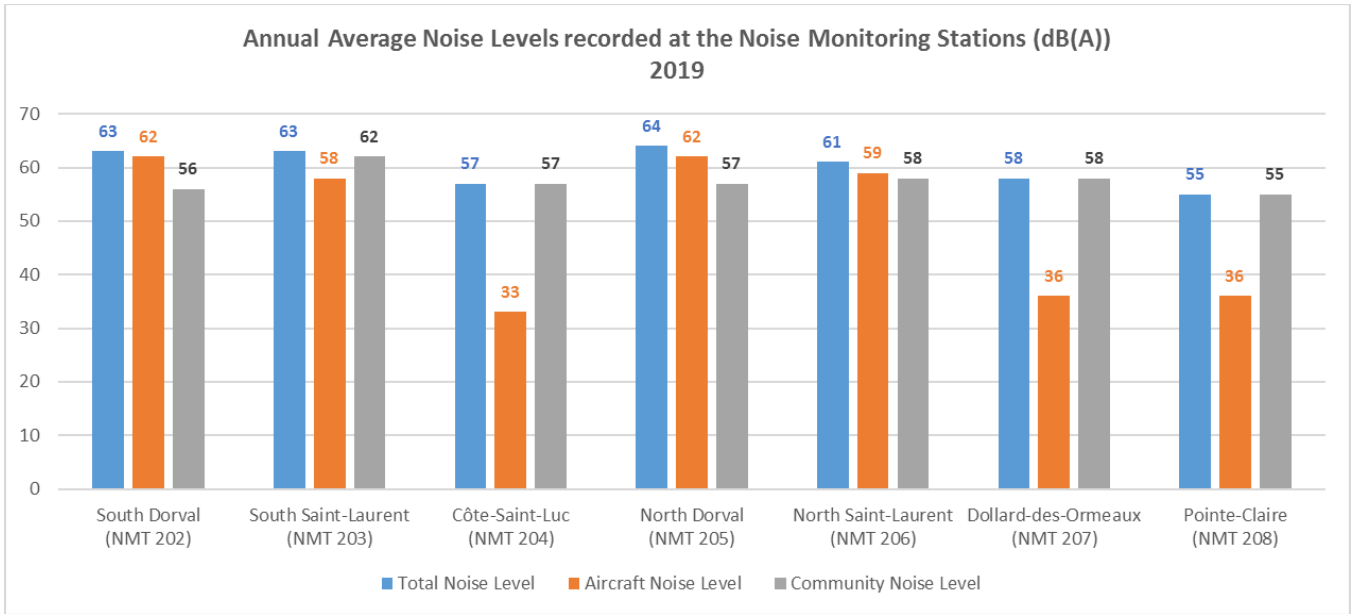
Causes of disturbance:



Runway use statistics – 2019:

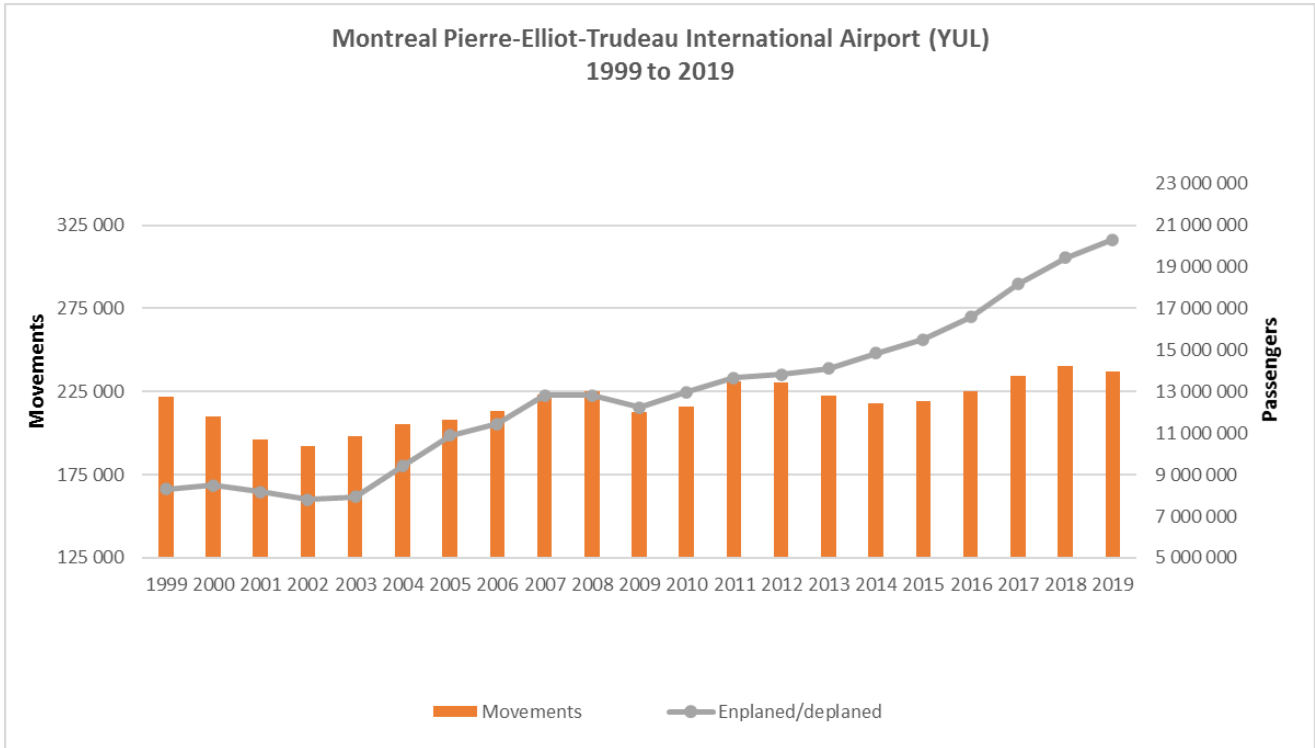


Average annual noise levels recorded at the noise monitoring stations:

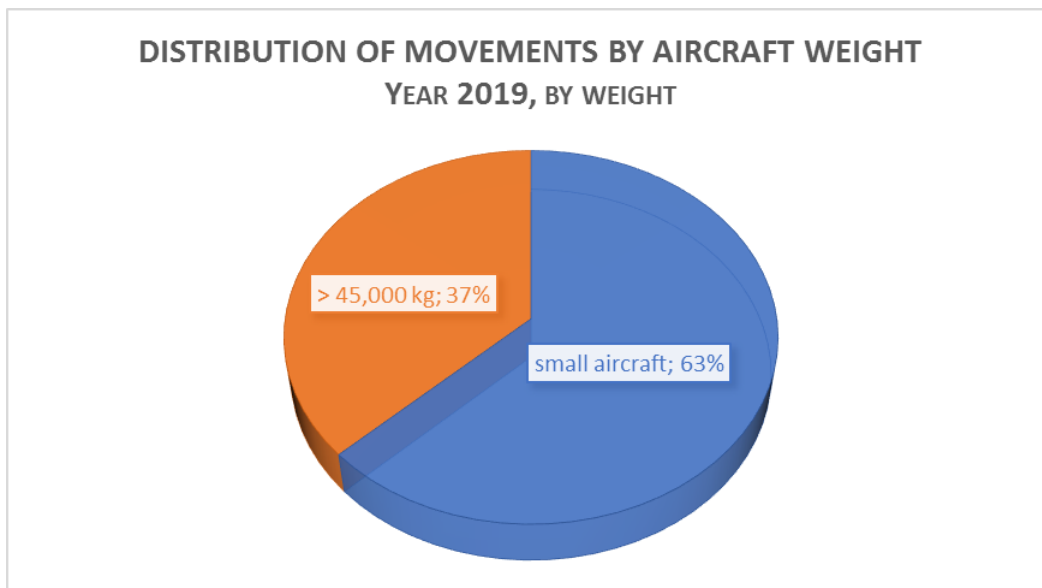


Movements:

Table representing the number of passengers vs. the number of movements from 1999 to 2019: the number of passengers has doubled while the number of movements has remained relatively stable. In fact, in 2019, the number of movements decreased by 1.4% compared to 2018.



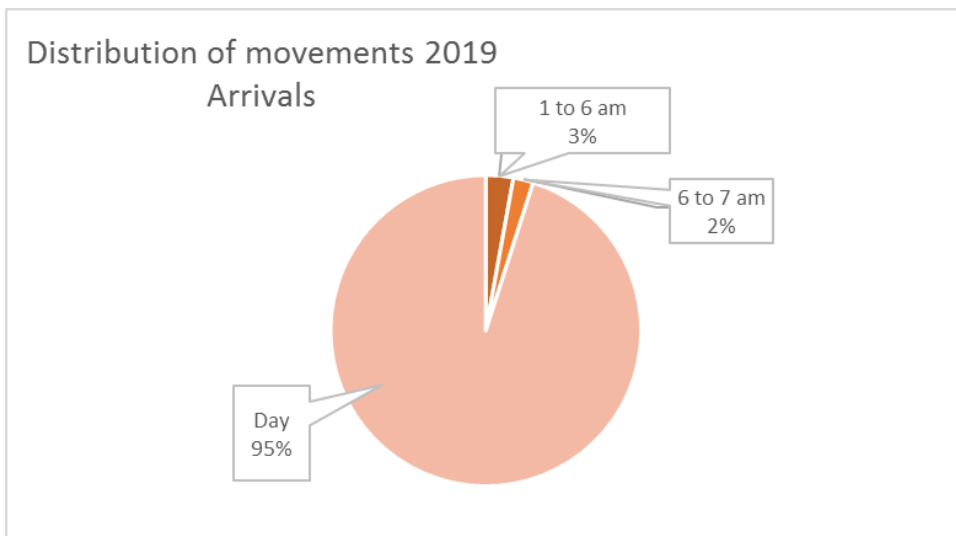
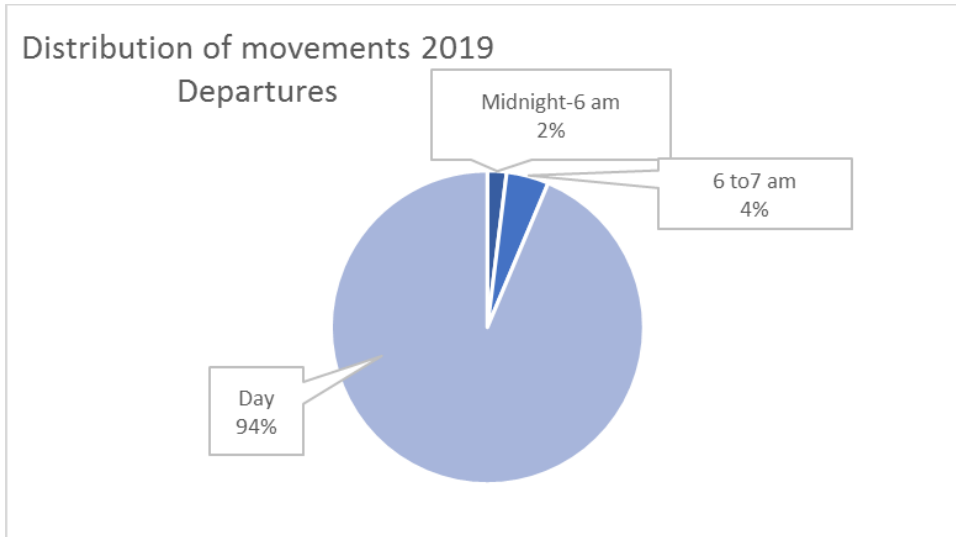
Distribution of air movements by weight – 2019:



Aircraft >45,000 kg:
 Airbus A330, A320, A319 – Boeing B787, B777, B737

Small aircraft:
 Embraer E170, CRJ, Dash-8

Distribution of air movements by time of day in 2019:

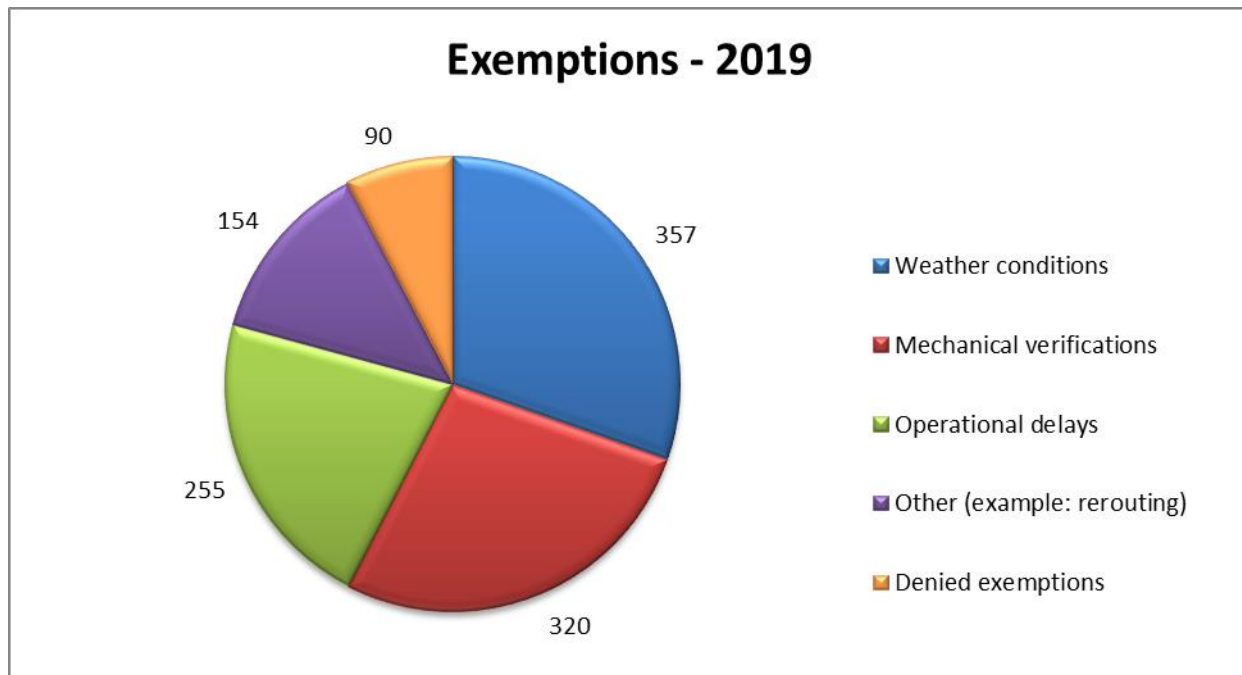


Night movements in 2019:

Exemptions:

- 1,086 one-time exemptions were granted in 2019.
- The withdrawal of the Boeing 737 Max has had an impact, as carriers have had to replace it with older aircraft, which has led to delays caused by mechanical checks. Lightning alerts and weather conditions also caused delays.
- Since October 2019, ADM has been conducting a follow-up called “on time performance” which allows the identification of airlines with more delays and to conduct meetings to improve their performance.
- Main reasons were:
 - Weather conditions 33%
 - Mechanical verifications 30%
- 90 requests for exemptions were denied.
- 54 violation files were forwarded to Transport Canada, compared to 39 in 2018.

Distribution of exemptions by reason:



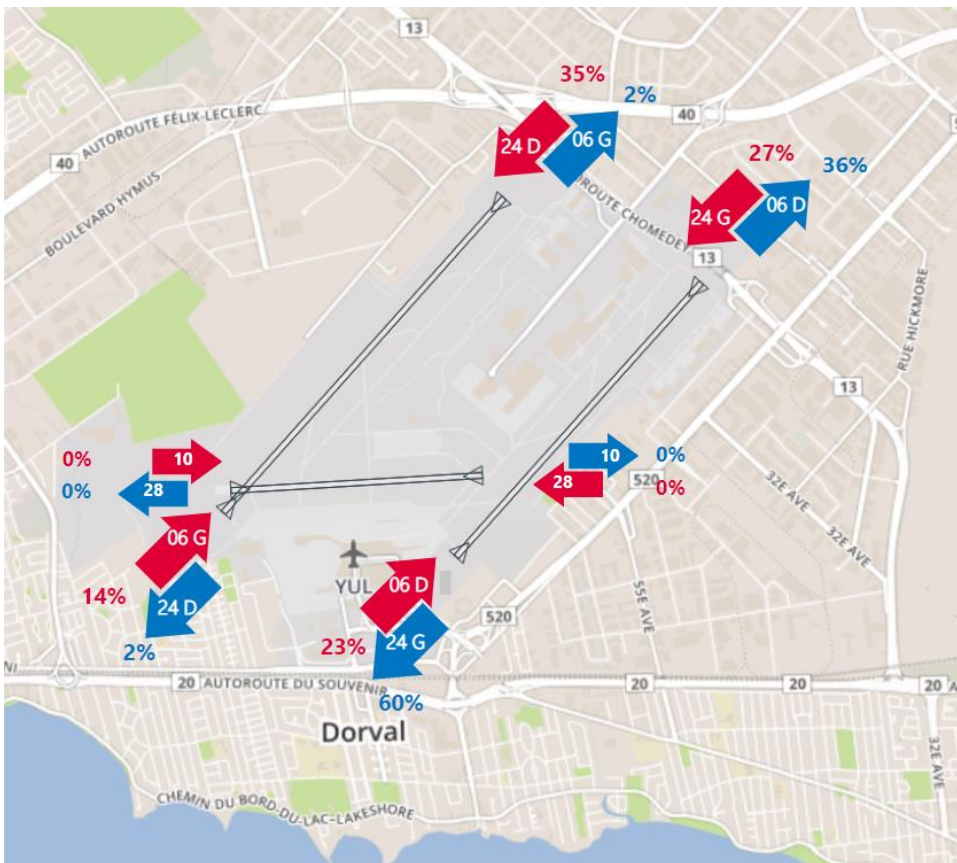
B. COMPLAINTS – JANUARY 2020

Airport linked to complaint	Number of complaints	Number of complainants
YUL	5,808	151
YMX	1	1
Other airport	22	11
Not linked to a flight	74	31

Complaints linked to YUL air movements:

- 68% of the complaints were lodged by 10 people (85% by 20 people)
- Of the 20 people that filed 85% of the complaints, 15 used AEROplainte
- 9% of the total complaints were linked to an aircraft movement between 12 a.m. and 7 a.m.

Runway use statistics – January 2020:



C. PUBLIC CONSULTATION ON THE ACTION PLAN

The online public consultation began on December 20, 2019. In January 2020, ADM sent a newsletter to all complainants of 2019 and published notices in the local weekly newspapers.

D. AIRSIDE CONSTRUCTION WORK – 2020/2021

In March 2020, ADM will carry out the work that could not be completed last fall on the north runway (06L-24R) due to the early winter. This work will continue until mid-June.

From mid-June to the end of August, both runways will be operational at their full length.

From September to December 2020 and from March to June 2021, the north runway (06L-24R) will be closed for rehabilitation work on the central section of the runway. During these periods, runway 10-28 will be open for propeller aircraft and small jets. The project will be completed in June 2021.